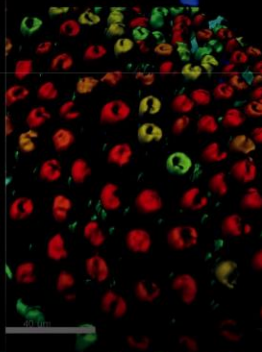

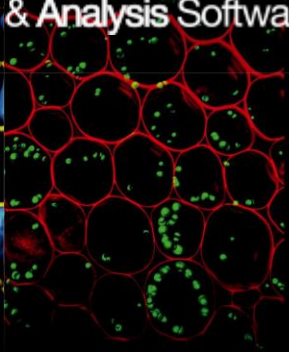

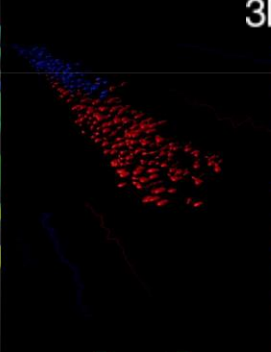



IMARIS

3D/4D Visualization & Analysis Software



Imaris: The Ideal Solution to interactively Analyze Microscopy Images

Thursday 13 February 2020

UMS 44 Paul Brousse – Bicêtre
Service d'Imagerie Cellulaire

Agenda

Location

11:00 – 12:30 Software General
Presentation & Live Demo

Hôpital Paul Brousse
Centre Hépatobiliaire
2ème étage
Amphithéâtre Pierre Barret

*Register now with larbi.amazit@u-psud.fr

Find us on     

BITPLANE
an Oxford Instruments company